 <b>RIVER LYNX</b> <small>TECHNOLOGY SOLUTIONS</small>	<b>STANDARD OPERATING PROCEDURE</b>	
	<b>SOP Title:</b> Type title of SOP.	
<b>Company Name:</b> Type Company name	<b>Date Approved:</b> Type Date Approved	<b>Document No:</b> Type:
<b>Department:</b> Type Department	<b>Effective date:</b> Type effective date	<b>Revision:</b> Type
<b>Created by:</b> Enter name of creator	<b>Approved by:</b> Enter name of approver	Page 1 of 4

- 1. Purpose:** *Describe why this procedure exists and the objective it is intended to achieve.*  
Click or tap here to enter text.
- 2. Scope:** *Define who, what, and where this procedure applies.*  
Click or tap here to enter text.
- 3. Responsibilities:** *Identify roles and responsibilities related to this procedure.*

Role:	Responsibility:
Enter role.	Enter responsibility.
Enter role.	Enter responsibility.
Enter role.	Enter responsibility.


**4. Definitions:**

*Define any terms, abbreviations, acronyms, or company-specific language used within this procedure.*

Term	Definition
Click or tap here to enter text.	Click or tap here to enter text.
Click or tap here to enter text.	Click or tap here to enter text.
Click or tap here to enter text.	Click or tap here to enter text.
Click or tap here to enter text.	Click or tap here to enter text.
Click or tap here to enter text.	Click or tap here to enter text.

Revision	Date	Description	Author
0	00/00/0000	Initial Release	N.Cochran

Printed copies are uncontrolled unless otherwise marked. Verify current revision before use.

 <b>RIVER LYNX</b> <small>TECHNOLOGY SOLUTIONS</small>	<b>STANDARD OPERATING PROCEDURE</b>	
	<b>SOP Title:</b> Type title of SOP.	
<b>Company Name:</b> Type Company name	<b>Date Approved:</b> Type Date Approved	<b>Document No:</b> Type:
<b>Department:</b> Type Department	<b>Effective date:</b> Type effective date	<b>Revision:</b> Type
<b>Created by:</b> Enter name of creator	<b>Approved by:</b> Enter name of approver	Page 2 of 4

5. **Required Equipment / Resources:** *List any tools, software, equipment, forms, or resources required to perform this procedure.*

Item	Purpose
Enter equipment, software, or resource	Enter Purpose of Item
Enter Item	Enter Purpose
Enter Item	Enter Purpose
Enter Item	Enter Purpose
Enter Item	Enter Purpose

6. **Procedure:** *Describe the process in sequential steps. Each step should be clear, concise, and actionable.*

1.


2.

3.

4.

Revision	Date	Description	Author
0	00/00/0000	Initial Release	N.Cochran

Printed copies are uncontrolled unless otherwise marked. Verify current revision before use.

 <b>RIVER LYNX</b> <small>TECHNOLOGY SOLUTIONS</small>	<b>STANDARD OPERATING PROCEDURE</b>	
	<b>SOP Title:</b> Type title of SOP.	
<b>Company Name:</b> Type Company name	<b>Date Approved:</b> Type Date Approved	<b>Document No:</b> Type:
<b>Department:</b> Type Department	<b>Effective date:</b> Type effective date	<b>Revision:</b> Type
<b>Created by:</b> Enter name of creator	<b>Approved by:</b> Enter name of approver	Page 3 of 4

5.

*Continue numbering additional steps as required.*

7. **Exceptions / Escalations:** *Describe situations that require escalation, management notification, special handling, or deviation from the standard procedure.*

Situation	Required Response
Example: Inventory discrepancy	Notify supervisor immediately.
Example: System unavailable	Follow manual backup process.
Enter exception scenario	Enter required response.
Enter exception scenario	Enter required response.
Enter exception scenario	Enter required response.

8. **Records:** *Identify any records, logs, forms, reports, or documentation generated by this procedure and specify retention requirements if applicable.*

Record	Retention/Storage Location
Example: Receiving Log	Retain for 3 years in ERP system
Example: Training Record	Retain in employee file
Enter record	Enter retention requirement
Enter record	Enter retention requirement
Enter record	Enter retention requirement


9. **References:** *List any related procedures, policies, forms, standards, manuals, or external documents referenced by this procedure.*

Reference Document	Description
Example: Employee Handbook	Company policies and expectations

Revision	Date	Description	Author
0	00/00/0000	Initial Release	N.Cochran

Printed copies are uncontrolled unless otherwise marked. Verify current revision before use.

 <b>RIVER LYNX</b> <small>TECHNOLOGY SOLUTIONS</small>	<b>STANDARD OPERATING PROCEDURE</b>	
	<b>SOP Title:</b> Type title of SOP.	
<b>Company Name:</b> Type Company name	<b>Date Approved:</b> Type Date Approved	<b>Document No:</b> Type:
<b>Department:</b> Type Department	<b>Effective date:</b> Type effective date	<b>Revision:</b> Type
<b>Created by:</b> Enter name of creator	<b>Approved by:</b> Enter name of approver	<b>Page 4 of 4</b>

Example: WH-002 Inventory Control SOP	Inventory management requirements
Enter reference	Enter description
Enter reference	Enter description
Enter reference	Enter description

*This document is uncontrolled when printed unless otherwise designated by the document owner.*

**10. Revision History:** Document all revisions made to this procedure, including the revision number, date, description of changes, and approving authority.

Revision	Date	Description of Change	Approved By
0	Enter Date	Initial release	Enter approver
1	Enter Date	Enter revision description	Enter approver
2	Enter Date	Enter revision description	Enter approver
3	Enter Date	Enter revision description	Enter approver
4.	Enter Date	Enter revision description	Enter approver

Revision	Date	Description	Author
0	00/00/0000	Initial Release	N.Cochran

Printed copies are uncontrolled unless otherwise marked. Verify current revision before use.